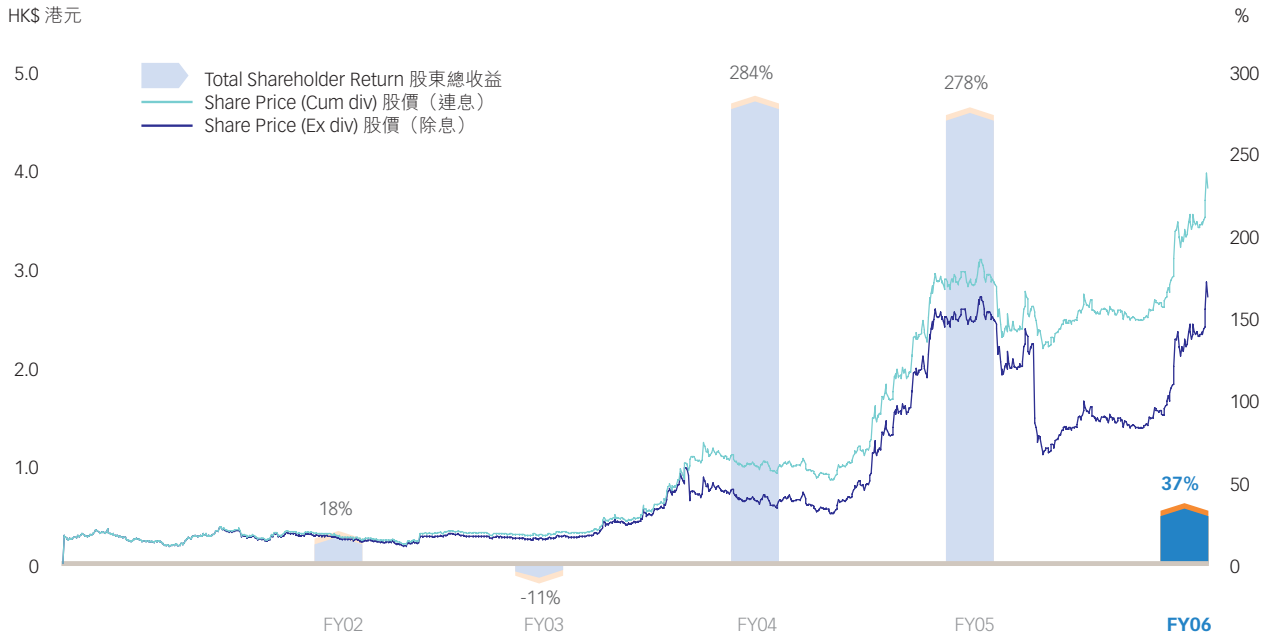


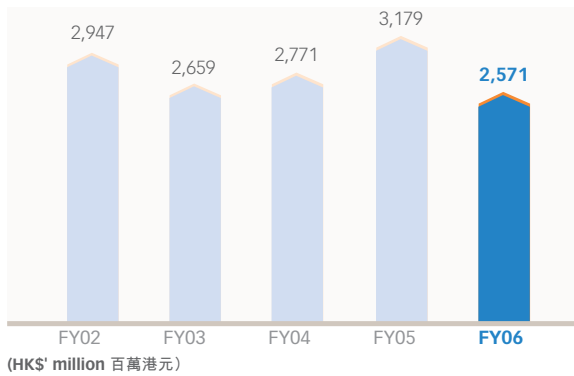
Financial Highlights 財務摘要

	2006	2005
	HK\$' million 百萬港元	HK\$' million 百萬港元
Turnover 營業額	3,540.5	3,588.0
Earnings before interest and taxation (EBIT) 未計利息及稅前溢利	415.5	503.4
Profit attributable to shareholders 股東應佔溢利	310.5	521.9
Shares outstanding (million) 發行股份 (百萬股)	1,378.8	1,369.2
Net asset value per share (HK\$) 每股資產淨值 (港元)	1.86	2.32
Earnings per share (HK\$) 每股盈利 (港元)	0.227	0.385
Dividend per share (HK\$) 每股股息 (港元)	0.73	0.03
Total assets 總資產	5,981.7	7,110.4
Quick assets 速動資產	3,112.3	3,912.0
Net current assets 流動資產淨值	1,284.0	2,074.8
Net cash 淨現金	313.3	664.6
Shareholders' funds 股東資金	2,570.6	3,178.8
Current ratio 流動比率	1.67	2.07
Quick ratio 速動比率	1.63	2.03
Net cash/equity ratio 淨現金／資本比率	0.12	0.21
Gearing ratio 資本負債比率	0.27	0.26
Return on equity 股權收益	12%	16%
Total shareholder return 股東總收益	37%	278%

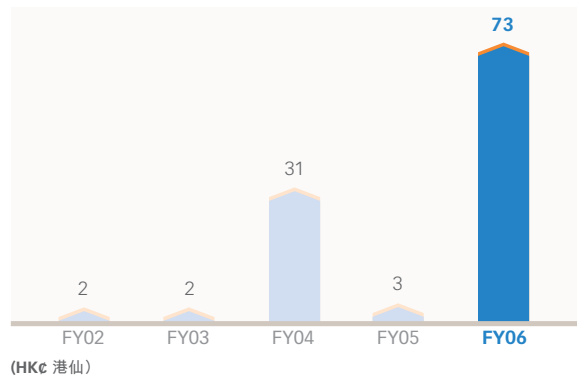
Total Shareholder Return 股東總收益



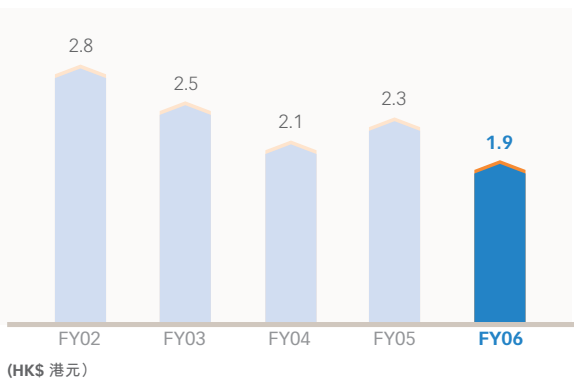
Shareholders' Funds 股東資金



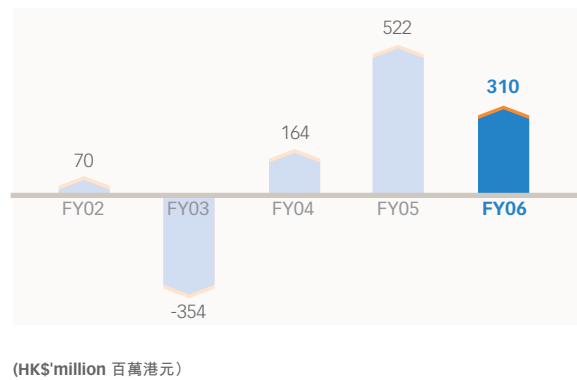
Dividend per Share 每股股息



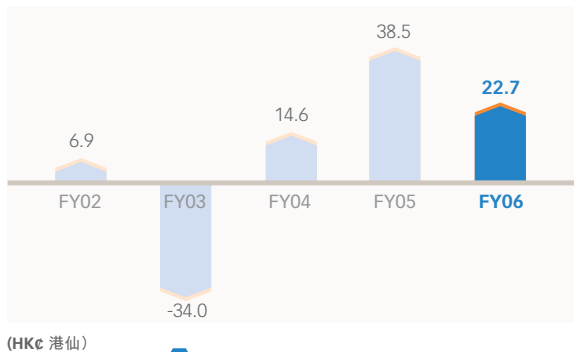
Net Asset Value per Share 每股資產淨值



Profit after Tax 除稅後盈利



Earnings per Share 每股盈利



Return on Equity 股權收益

