

FINANCIAL HIGHLIGHTS

財務摘要

		2011	2010
Turnover (HK\$m)	營業額(百萬港元)	5,357.2	4,260.4
Gross profit (HK\$m)	毛利(百萬港元)	440.9	383.1
Earnings before interest and taxation (HK\$m)	未計利息及稅前溢利(百萬港元)	552.3	468.8
Profit attributable to shareholders (HK\$m)	股東應佔溢利(百萬港元)	200.1	149.3
Shares outstanding (m)	發行股份(百萬股)	4,529.1	4,529.1
Net asset value per share (HK\$)	每股資產淨值(港元)	0.99	0.91
Earnings per share* (HK\$)	每股盈利*(港元)	0.044	0.035
Final dividend per share** (HK\$)	每股末期股息**(港元)	0.01	–
Total assets (HK\$m)	總資產(百萬港元)	14,895.0	14,041.0
Quick assets (HK\$m)	速動資產(百萬港元)	9,295.5	3,991.5
Net current assets (HK\$m)	流動資產淨值(百萬港元)	3,299.1	1,003.6
Net debt (HK\$m)	淨負債(百萬港元)	1,821.4	1,453.4
Shareholders' funds (HK\$m)	股東資金(百萬港元)	4,500.6	4,129.7
Current ratio	流動比率	1.46	1.21
Quick ratio	速動比率	1.30	0.82
Net debt/equity ratio	淨負債／資本比率	0.40	0.35
Gearing ratio	資本負債比率	0.73	0.74
Return on equity	股權收益	4.4%	3.6%
Total shareholder return*	股東總收益*	-19%	85%

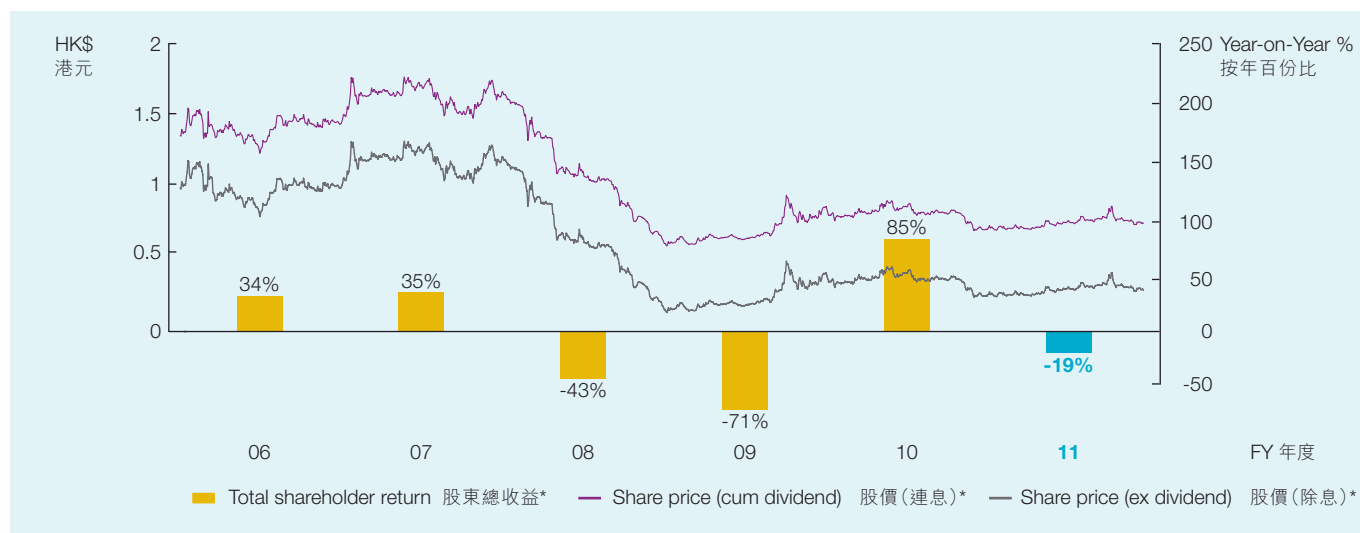
* Adjusted for rights issue in July 2009

* 因應2009年7月之供股而調整

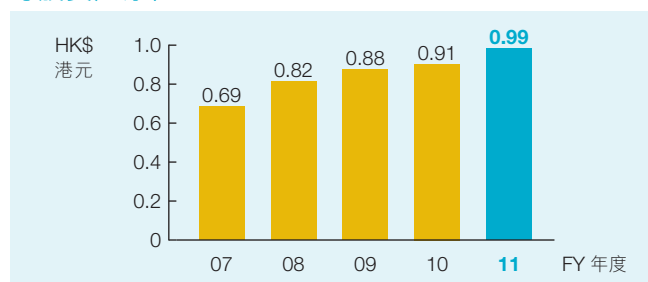
** In addition to the final dividend of HK1 cent per share, a special dividend of HK2 cents per share is proposed. Details of the dividends are set out in the section "PYI and Shareholders" at page 68 of this annual report.

** 除建議派發末期股息每股1港仙外，另外派發特別股息每股2港仙。有關股息之詳情載列於本年報第68頁的「保華與股東」一節中。

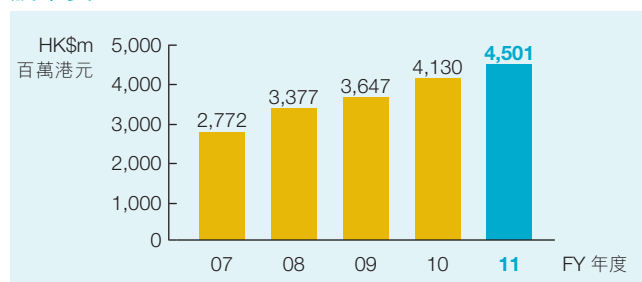
TOTAL SHAREHOLDER RETURN*
股東總收益*



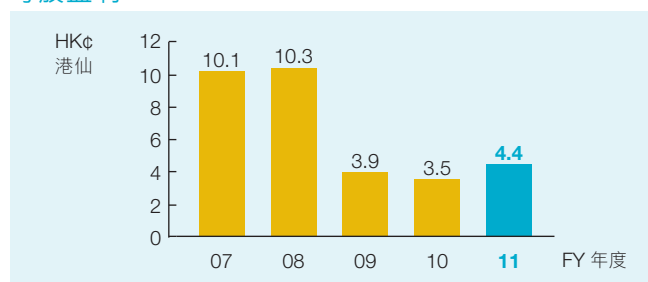
NET ASSET VALUE PER SHARE*
每股資產淨值*



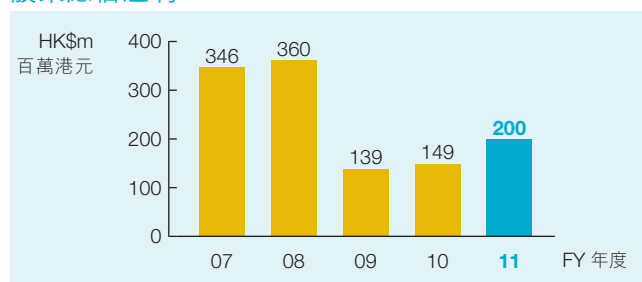
SHAREHOLDERS' FUNDS
股東資金



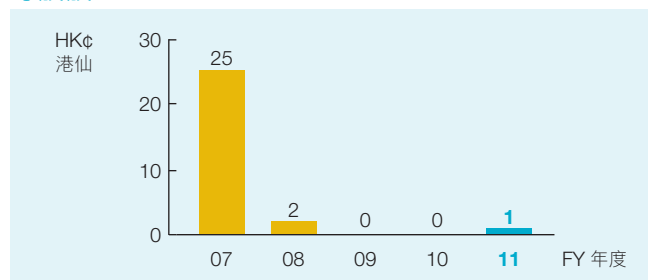
EARNINGS PER SHARE*
每股盈利*



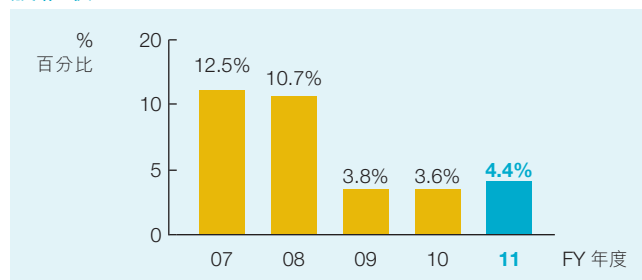
PROFIT ATTRIBUTABLE TO SHAREHOLDERS
股東應佔溢利



DIVIDEND PER SHARE
每股股息



RETURN ON EQUITY
股權收益



* Adjusted for rights issue in July 2009
* 因應2009年7月之供股而調整