

FINANCIAL HIGHLIGHTS

財務摘要

		2008	2007 (restated) (重新列賬)
Turnover (HK\$m)	營業額(百萬港元)	5,502.5	4,643.7
Gross profit (HK\$m)	毛利(百萬港元)	427.2	273.5
Earnings before interest and taxation (HK\$m)	未計利息及稅前溢利(百萬港元)	886.5	350.2
Profit attributable to shareholders (HK\$m)	股東應佔溢利(百萬港元)	360.0	345.7
Shares outstandings (m)	發行股份(百萬股)	1,507.1	1,491.7
Net asset value per share (HK\$)	每股資產淨值(港元)	2.24	1.86
Earnings per share (HK\$)	每股盈利(港元)	0.240	0.236
Dividend per share (HK\$)	每股股息(港元)	0.015	0.252
Total assets (HK\$m)	總資產(百萬港元)	10,361.5	7,621.4
Quick assets (HK\$m)	速動資產(百萬港元)	3,797.0	3,616.2
Net current assets (HK\$m)	流動資產淨值(百萬港元)	136.9	824.0
Net debt (HK\$m)	淨負債(百萬港元)	1,143.8	184.6
Shareholders' funds (HK\$m)	股東資金(百萬港元)	3,377.1	2,771.9
Current ratio	流動比率	1.04	1.29
Quick ratio	速動比率	0.99	1.26
Net debt/equity ratio	淨負債／資本比率	0.34	0.07
Gearing ratio	資本負債比率	0.61	0.37
Return on equity	股權收益	11%	12%
Total shareholder return	股東總收益	-46%	38%

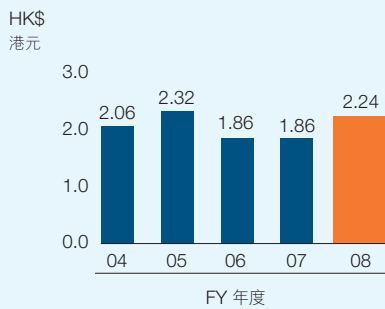
Total shareholder return

股東總收益



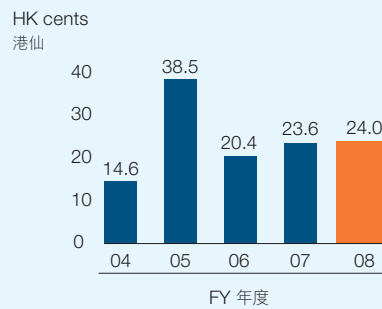
Net asset value per share

每股資產淨值



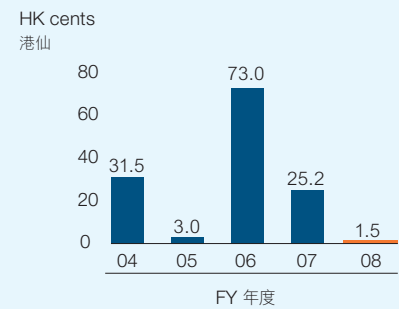
Earnings per share

每股盈利



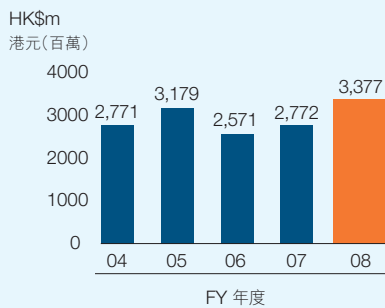
Dividend per share

每股股息



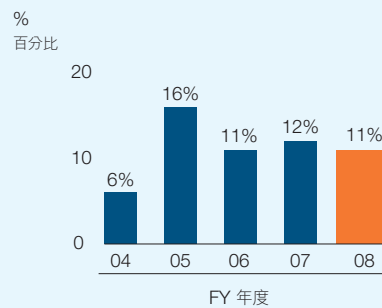
Shareholders' funds

股東資金



Return on equity

股權收益



Profit attributable to shareholders

股東應佔溢利

